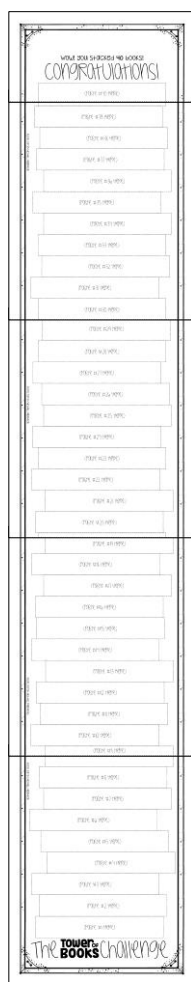


# 2-D TOWER MAT

The following pages get attached end to end to make the tower mat, to which the completed book spines get glued, creating a tower of books.

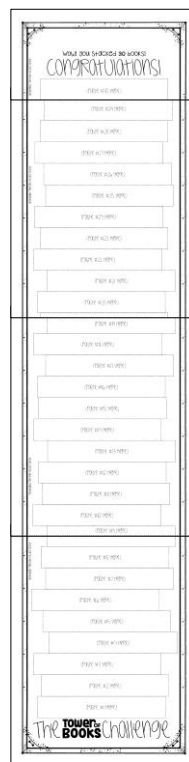
If you are doing a 40-book challenge, use all four tower mat pages plus the 40-book half-page “top.” If you are doing a 30-book or 20-book challenge, just take out the excess tower mat pages and use the appropriate “top.”

Hang the Tower Mat on the refrigerator at home, on a bulletin board at school, or roll it up like a scroll.



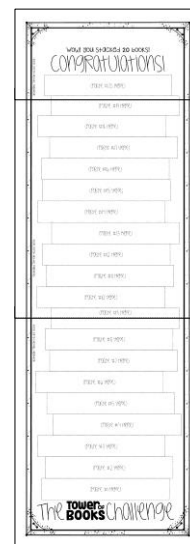
A vertical rectangular template for a 40-book tower mat. It features a decorative border and a header section with the text "WOULD YOU RATHER READ 20 BOOKS OR CONGRATULATIONS!". Below the header are 40 horizontal lines, each labeled "STICK A BOOK HERE". At the bottom, there is a logo for "The Tower Books Challenge".

40-Book  
Tower Mat



A vertical rectangular template for a 30-book tower mat. It features a decorative border and a header section with the text "WOULD YOU RATHER READ 20 BOOKS OR CONGRATULATIONS!". Below the header are 30 horizontal lines, each labeled "STICK A BOOK HERE". At the bottom, there is a logo for "The Tower Books Challenge".

30-Book  
Tower Mat



A vertical rectangular template for a 20-book tower mat. It features a decorative border and a header section with the text "WOULD YOU RATHER READ 20 BOOKS OR CONGRATULATIONS!". Below the header are 20 horizontal lines, each labeled "STICK A BOOK HERE". At the bottom, there is a logo for "The Tower Books Challenge".

20-Book  
Tower Mat